


CHURN DASH NEWS

VOLUME 26 ISSUE 5



Presidents Message:


The 2011 budget was passed at our April meeting. Now we need people to attend meetings, to hear our speakers, and take workshops, so we don't go too far in the hole paying for them. So please check your calendars and, if possibly, don't make other plans on our meeting days.

This month's two-day Mini Retreat with speaker Chris Eichner with workshops on Monday afternoon and all day Tuesday was on Thread Painting. I hope you were able to attend.

April 30th, Chicken Festival is coming fast. At our last meeting, we voted on the Chicken Challenge, and I was pleasantly surprised at how many people did participate. Great job to all! If you're still working on your Chicken Challenge... finished it and show it at the show.

Chicken Festival Coordinators, Judy and Nancy, still need your help, don't forget to volunteer.

Heard from Terry Powers, Raffle Quilt Coordinator, our Raffle quilt will be ready to show at the Chicken Festival... we will be selling tickets. This will be a fun day, hope you can attend.



Happy Sewing!

Diana



NEXT GUILD MEETING
May 2, 2011

FELLOWSHIP BEGINS AT
9:30am
Meeting begins at
10:00am

Board Members
2011-2012

Co-Presidents:
Diana Carrillo
706-654-5840
donndiana462@windstream.net
Dee Perkins
770-967-4129
wuita53@charter.net

Vice President/Programs
Chris Reynolds
706-543-6236
reynndc@bellsouth.net

Treasurer
Ida Schwind
770-536-0414
bwschwind@gmail.com

Secretary
Roxan Brown
770-831-1025
roxan@charter.net

CHICKEN COOK-OFF AND QUILT SHOW

April 30 is the big day at the Georgia Mountain Center in downtown Gainesville. The quilt show will be located in the Mountain Center near the coke machines.

Times-10am-4pm—

Parade starts at 9am. You don't want to miss this!!! Be sure to come help decorate our float. The parade will start from the Sun Trust Bank (corner of Washington Street and EE Butler) 9am. The route is about a 3 block area (not a long walk).

Cost- \$8-adults, 5-10yrs-\$5, 5-under-free---this includes the cook-off and the quilt show. The cook-off area will offer the opportunity to eat and taste all different types of chicken made by some of the best cook teams .There will also be a kid zone area.



Quilt Show- set up is Friday at 5pm. Bring your chicken challenge quilt, any past chicken quilts and any other quilts to show. There will be a viewer's choice rewarded. Set up will be first the challenge quilts and then fill in with other quilts.



Something NEW--the chicken committee want us to do more demonstrations and hands on type learning stations. I need volunteers for this. Anyone wanting who can demo-hand quilting, piecing, machine quilting small projects, paper piecing, etc please let me know.

Chicken Challenge Quilts--make a 20 inch X 20 inch quilt with a chicken representing you, your personality, likes, life, etc. BRING finished to the APRIL meeting on APRIL 4th. The members will help pick the winners and awards to be given.

Judy Wangemann 770-534-5861

Nancy Folsom 770-983-3936

COOKING UP GREAT
CHICKEN QUILTS



HALL COUNTY QUILT GUILD

General Meeting Minutes

April 4, 2011

Dee Perkins brought the meeting to order at 10:05 am. She welcomed our visitors and wished those with April birthdays a "Happy Birthday".

The minutes and treasurer's report were approved and accepted as printed in the newsletter.

Chris Reynolds introduced our speaker to us. It was Chris Eckner from Franklin, NC. She showed us her thread painting. She explained how she got started and a little on how she did it. There is a workshop after the meeting.

We were reminded to vote for our favorite chicken quilt, check out some books from the library and buy raffle tickets during our break.

After our break, Julie Monroe made a motion for us to accept next year's budget as printed in the newsletter. It was seconded by Nancy Folsom. Vote was taken and all were in favor.



Committee Reports


- **Membership**- 39 members present with 3 visitors.
- **Programs- Chris Reynolds-**
 - May** ---- Fiber on a Whim ---- Journaling our quilts with a workshop for a quilt 'Under the Water and over the Top. Kit will be \$30.
 - June** – Picnic at Eagle Ranch. Chris has brown paper bags for you to put 3 fat quarters in for the Christmas challenge. You may pick one at the picnic if you are committed to make something for Christmas.
 - July** –Preparing a Quilt Top for a long arm.
- **Eagle Ranch –Carol Johnson**
Have 19 quilts ready and 8 to give to longarmers. Looking forward to seeing everyone in May at project day.
- **Georgia Quilt Council- Lola Lee** –Said the convention in Cumming was good and that she enjoyed Karen Combs workshop. The next Convention will be Nov. 5 inside the perimeter with Pat Wys. There will also be a symposium in Aug 12-14. Also mentioned the Sew free



retreat and Quilts of Valor retreats. Told us that all 81 Georgia Quilt guilds are on the web site. Please join if you haven't already.

- **Chicken Quilt Show- Judy and Nancy-** Our Chicken Show is April 30th at the Georgia Mountain Center. We have forms for you to fill out. We will be setting up after 5:00pm on Friday. The Parade will start at 9:00am at the Sun Trust on EE Butler Parkway. They will have sewing demos for us to sign up for. We need to meet at Terry Powers to work on float and decorate skirt for truck. She lives in East Hall by the high school. You will be called. Project Day we will prepare bags. The winners for the Chicken challenge were 1st- Judy Wangemann, 2nd- Rose_____ and 3rd was Helen Johnson.
- **Sunshine –Eliza Cagle-** Glad to have Amanda back. Sympathy to Shirley Erickson for her losses. Pat Anderson is sick. Gail Tuttle's son was in a bad accident. Sandy Butler has hurt her back.

Four mugs were given away that were left over. We had show and tell and ended our meeting with the birthday raffle.



Respectfully submitted,

Roxan Brown



Eagle Ranch charm/pin requirement for 2011

- ❖ Quilts must be made entirely by maker except for quilting.
- ❖ Maker must use good quality fabric that is 100% cotton, she has purchased or acquired, that meets requirements.
- ❖ Fabric must be suitable for children from ages 6 - 16 years of age. Mostly mid-teens
 - Kid friendly quilts only.
 - Any other quilts the coordinators feel not kid friendly will be donated with the membership's approval.
- ❖ Quilts must be machine sewn and machine quilted.
 - Backing – place seam in the horizontal position and remember to remove all selvages.
 - Please keep your seam accurate.
 - Measure top in three places and make sure the measurement is the same. This makes it easier for the long arm quilters.
- ❖ Quilt tops must be
 - Pressed
 - Folded
 - Backing fabric (must be 8 inches larger than top- length and width)
 - Placed on a hanger when turned in to be quilted.
 - Even more helpful would be to measure the quilt and attach the measurement to the top.
- ❖ Quilt must meet the required size 55" X 70" but not larger than 60" X 72".



Need longarm quilters!!!!

We have 8 quilts to be quilted. Two of them I, Betty Heathman, will quilt because I have made the tops. We are doing great this year we have 17 quilts in storage. Project day is fun, fellowship, learning and quilts. We would love to have you join us. Darlene talked to the lady at Red Hen and she was excited we were finishing the tops she donated. Carol had sent thank you note and she appreciated that.

Betty Heathman/Carol Johnson
Co-chairman

Hall County Quilt Guild – Meeting location: Chestnut Mountain Presbyterian Church, 4733 Winder Highway, 9:30am, 1st Monday of Month. Editor: Glenda Holcomb, 1753 Wynfield Lane, Auburn, GA 30011. Contact number 770-277-4360 email: HTeam1023@yahoo.com

Deadline for newsletter articles is May 4, 2011.

Treasurer Report

2/1/-2/28



Beginning Balance 2/28/11 thru 3/28/1 **\$6,072.56**

INCOME

Membership	\$25.00
Interest	\$0.00
Guest Fee	\$5.00
Workshop	\$275.00
Birthday Raffle	<u>\$72.00</u>

EXPENSES

Betty Heathman	#1191	\$52.50
Betty Heathman	#1192	\$50.00
Terry Powers	# 1193	\$22.50
Betty Heathman	#1194	\$254.19
Eileen Sullivan	#1195	\$100.00
Nancy Sapin	#1196	\$250.00
Terry Powers	#1197	<u>\$34.73</u>

TOTAL INCOME \$377.00

TOTAL EXPENSE \$763.92

BALANCE \$6,449.56
\$5685.64

BALANCE



Submitted: **Ida Schwind**--- Treasurer



DAY TIME QUILTING BEE

*Meets the second and fourth Wednesday of the month, 1:00- 4:00pm, we take turns meeting at each other's houses. We are a group of 6 to 12 quilters. We bring our own work, usually hand work. We have worked on the Raffle Quilt the last couple of years. New members are always welcome, come join us. For more information call **Joan Cunningham** at 770-532-2674 for location.*

EVENING QUILTING BEE

*We are working on quilts that use 7" and 3" squares. We welcome anyone to join us. Bring any project you may be working on. We meet the second Tuesday of the month from 6pm-8 or 8:30pm. Come in the right side door of the church building of Church of Jesus Christ of Latter-day Saints, 1234 Riverside Drive, Gainesville. Call me if you have questions **Judy Wangemann** 770-534-5861*



PROGRAMS

On **April** 4 and 5th we had a special 2 day retreat with Chris Eichner on thread painting. The workshop will started right after the meeting on Monday. Tuesday Chris instructed us how to use straight stitch and zigzag to make beautiful pictures.

In **May** Fiber on a Whim will show us how to Journal our quilts for future generations. This will be the lecture for us. Then for the workshop we will be doing an art quilt called under the water and over the top. To see a picture of this project look at the website www.fiberonawhim.com/programsworkshop.htm. This is a 3 hour workshop after our meeting. The cost is \$30.00 which includes the kit.



June is our annual picnic which will be held at Eagle Ranch. I will let you know more on the details. We will be doing the fabric exchange for our Christmas party which means you need to provide a paper bag with 3or 4 fat quarters in them and your name. However, if you decide to do the exchange, please take it serious so no one is feeling left out.



I can't wait for all to enjoy our next lecture and workshop.

Bye, Chris

Library:

There are quite a few books on sale for \$1.00. Please look them over for a great bargains. Also, there are quite a few books that have been checked out and never returned. I will have a list of these overdue books/and people who checked them out at the May meeting. If you think you may be on the list, please check with Shirley. A list will be printed in the June newsletter of the books still overdue.

Please check your library. Shirley




Happy
Easter

SHOW N TELL

You may see photos of some of member's projects in the newsletter and on our website at hcqg.org. As the 2011 chairman for Show N Tell, I was asked about getting a new, different ribbon for our name tags to represent our Eagle Ranch quilts. If you make an Eagle Ranch quilt to show at the April meeting, (or the next one you make) you will receive a link of fine loops of silver chain to attach to your name tag. The chain will have our current gold ribbon on it to represent our Eagle Ranch quilts. For each subsequent quilt that you make and show, you will receive a small charm to add to your links. I will surprise you with different items all along. The more quilts you make, the more charms, trinkets, dangles and bling you can collect

The Hall County Show N Tell photos are in Webshots every month. You can see them here.

<http://community.webshots.com/user/hallcountyquiltguild>



HAPPY BIRTHDAY
TO OUR MAY BIRTHDAY GALS

Lydia Conner	4	Sherry Kaas	14
Eliza Cagle	8	Judy Wangemann	27

If you are celebrating your birthday in May, please bring a gift for the raffle table. When you drop off your gift, I'll give you a birthday sticker so everyone can wish you —"Happy Birthday"

Please bring your birthday gift to the raffle table as early as possible before the meeting.

Look what I have for your big prize this month.

- 2 spools of silk thread
- 2 marking pencils
- Dipped head appliqué pins
- Lite Steam a Seam
- Art to heart pattern
- Hand appliqué book Appliqué pressing sheet
- Clear zipped storage bag.

If you do any hand appliqué you won't want to miss out on this big prize



Tickets for the big prize are \$1.00 each.

Regular birthday raffle tickets are 4 for \$1.00

Joan Garland--Chairperson

Membership

There were 39 members at the April meeting. We had 2 visitors and a new member.

VISITORS:


Gail Tuttle--- (a former member)
427 E. Browning
Pampa TX

Sharon L Mynear
27 Dawn Flower Cir,
Lehigh, FL 33936 scrubsh@aol.com

NEW MEMBER:



Cynthia Sobel
420 Westlake Drive
Athens, GA. 30606
Phone: 706- 613-2370
Email cynthisobel@gmail.com



Thanks to all of Hall County for all the love and welcome I received at our April meeting. You all are the best! I want to apologize to anyone who didn't understand my message about the acquisition of the antique quilt last year by Frances.

Frances, I apologize to you. I stand by my words; I wish you had offered to find the owner another quilting estimate. I received emails from defenders of the acquisition. I did not read them. On the whole Hall County is one of the best guilds I have ever been to. Could we all keep in mind, that in these economically challenging times, all our attention needs to be in supporting each other. Even before this particular bad time, lots of our guild members were not rolling in dough, and we won't be in the future, until we can trade our quilting talents for gold.

Love, Amanda



May 8th is Mother's Day.
I wish each and every one of you a
HAPPY MOTHER'S DAY!!

REFRESHMENTS for the May Meeting

Eliza Cagle - Hospitality Coordinator for May
Judy Wangemann
Rose Riehianu
Lydia Conner
Ida Schwind - signed up to bring drinks



Thank you ladies in advance for volunteering
It is greatly appreciated!! A special **THANKS** to Carol Johnson and Betty Heathman for filling in for me in April!

Terry-Chairperson

RAFFLE QUILT

Thank you ladies for returning the completed Star Blocks to the April Meeting. Sorry I was not able to attend the meeting. A **BIG THANK YOU** to Carol Johnson for collecting the blocks for me. The Raffle Quilt is coming together nicely and should be ready for the Chicken Festival.

Thanks,
Terry

Hey Gainesville Gals!

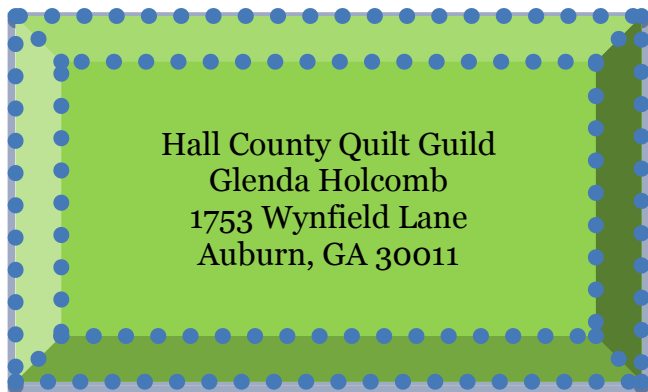
We are looking for a chairperson for "Art in the Square Festival", September 17th. This is where we sell bunches of tickets on the Raffle Quilt. This is your turn to do your part for the guild and it's not a hard job. Let me know if you are interested.

Thanks, Diana



MISSING BOWL

In January I brought a square silver bowl full of chocolate candy as part of my refreshments. I also brought a Cranberry & Pear cake. At the end of the meeting I took my empty cake plate home but failed to pick up the candy dish. I missed the February meeting. I have looked everywhere I know to look, storage closet, refreshments supply tubs and kitchen cabinets for my bowl. Have you seen it? The bowl is actually made of stainless steel and was a wedding gift 41 years ago. If you have any information please let Frances Brooks 770 963-9135 or effiemae@bellsouth.net know. Thanks.



Remember To Bring:

Name Tag
May Birthday Raffle Gift
Refreshments
Eagle Ranch Quilts
\$\$ For Charm Holders
\$\$\$ For Raffle Table
Friendship to Share

Orange Crunch Cake

Crunch layer:

1 cup graham cracker crumbs
1/2 cup firmly packed brown sugar
1/2 cup chopped walnuts
1/2 cup margarine or butter, melted

Cake:

1 pkg. Pillsbury Plus Yellow Cake Mix (any brand will do)
1/2 cup water
1/2 cup orange juice
1/3 cup oil
3 eggs
2 tablespoons grated orange peel

Frosting:

1 can Pillsbury Ready to Spread Vanilla Frosting Supreme (I use whatever might be on sale)
1 cup frozen whipped topping, thawed
3 tablespoons grated orange peel (I usually only use two)
1 teaspoon grated lemon peel
11-oz. can mandarin oranges, drained
Mint leaves

I measure with a light hand on the grated orange peel in the cake and frosting. Sometimes less is more in this case.

Heat oven to 350 degrees. Grease and flour two 9 inch cake pans. In a small bowl, combine crunch layer ingredients until crumbly. Press half of the crunch mixture into each prepared pan.

In a large bowl, blend cake ingredients at low speed until moistened; beat 2 minutes at medium speed. Pour batter evenly over crunch layer. Bake 30 to 35 minutes or until toothpick inserted in center comes out clean. Cool 10 minutes; remove from pans. Cool completely.

In a small bowl, beat frosting until fluffy; add whipped topping and continue beating until light and fluffy. Fold in grated orange and lemon peel. Place one layer, crunch-side up, on serving plate; spread with one-fourth of frosting. Top with remaining layer, crunch-side up. Spread top and sides with remaining frosting. Arrange orange sections on top. Garnish with mint leaves. Store in refrigerator. 16 servings.

Enjoy,

Ellen Black

THE STRIP STICK

Submitted by Frances Brooks

I purchased the Strip Stick Pair at the Georgia Quilt show held in October 2010 at the Gwinnett Center. This item was so popular it sold completely out before the end of the second day. I use this tool often and highly recommend it to all quilters and sewers. You can see a demonstration of this tool and order your own from the website www.thestripstick.com . The strip stick makes pressing seams on quilt blocks open a breeze.

According to the website "The Strip Stick, so-named for pressing seams when strip quilting, makes ironing seams a snap without distorting previously pressed seams. Other uses include the ability to press intricate piecing, such as one-block wonders and other blocks with intersecting seams. Quilters are excited to have a tool that not only keeps the seams very straight, but also cuts pressing time to a minimum!"

The Strip Stick comes in an 18 inch and a 45 inch size. This tool was developed to aid in sewing long strips of fabric together to make strip quilts from 46 to 42 inch long strips of fabric. When you press the seams open on these long strips they stay straight and don't cause your quilt to be wacky instead of square.

ACID FREE STORAGE FOR QUILTS

By Frances Brooks

Recently I was asked by a couple of quilts where the Southeastern Quilt & Textile Museum was getting the acid free boxes and tissue paper to store our quilts in. The answer is at www.gaylord.com . This company has archival supplies, library supplies and library furniture. I have ordered their complete catalogue. I also ordered the Guide to Collection Care. I will bring these to the guild meeting as soon as I receive them for you to look over. I have a feeling we all will find things we need to properly display and store our quilts.

Quilting Across Georgia


Join us for the 6th Annual North Georgia Shop Hop

10th Anniversary of 9/11 - In honor of the Red, White, and Blue

Shop Hop on Thursday, Friday, and Saturday

May 5th - May 7th, 2011

9:00 a.m. - 6:00 p.m.



SewFree Quilt Retreat

May 3-6, 2011

Toccoa, Georgia



Join us this coming May to Sew Free: Free of those pesky responsibilities that interfere with your sewing time; and free from thinking about fixing meals, cleaning up, running errands....

Do you have some UFO's that have just about properly "aged"? Bring your own project to sew, take a class from one of our inspirational teachers, or join a group of quilters piecing Quilts of Valor for our wounded service men and women.

Opportunities for fun and fellowship abound in the afternoons. If you choose to take a break from your sewing we'll have free "Make It & Take It" workshops, and free demonstrations.

Space is limited because we are committed to providing adequate sewing space to each of our quilters. Three nights lodging, nine meals, sewing space, fun and fellowship all for \$275.00

Registration form and details available at www.sewfree.net

Questions? Contact Susan Gordon at susangordon@sewfree.net

Retreat Costs:

Registration, 3 nights lodging, all meals, & lots of sewing space (based on double occupancy)	\$275.00
single room supplement	\$ 85.00

Registration fees can be made in two payments as follows:

Deposit - required with application	\$ 65.00
Balance is due by February 15, 2011	\$210.00

Please print out this registration form, complete and return with your deposit (\$65.00).

Name _____

Name for name tag _____

Address _____

City _____ State _____ Zip Code _____

Phone (____) _____ Email _____

We would like to keep in touch with you by email as it helps us cut down on mailing expenses. Is email a good way to contact you? **Y/N**

Emergency contact/s name _____

Phone number/s (____) _____

Dietary restrictions/special needs _____

Do you require handicap access bathroom: **Y/N**

Do you want to room with a friend who is also attending this retreat? **Y/N**

• Roommate's name _____

• E-mail or Phone # _____

There is an additional charge of \$85.00 for a single room.

Are you attending with a group or guild? **Y/N**

• If so, please indicate name of group or coordinator: _____

• We will make every effort to put your sewing group together

We take your safety and the security of your equipment very seriously, but we will not be liable for any personal injury, loss/theft or damage anytime during the retreat. Your attendance constitutes your agreement to indemnify SewFree Retreats from any claim for injury, loss, or damage for any reason.

I agree to the policies outlined above.

Date:

Mail this form with your deposit to:

Sew Free Quilt Retreat
c/o Susan Gordon
506 Cooper's Pond Drive
Lawrenceville, GA 30044

Questions? E-mail Susan at susangordon@sewfree.net

We will confirm your registration by e-mail within 5-10 days of receipt.

Balance is due by February 15, 2011

QUILTERS' SPRING BREAK 2011

May 23 - 27, 2011

GEORGIA BAPTIST CONFERENCE CENTER
TOCCOA, GEORGIA

Plan for the week:

Relax, work on those UFOs, relax, check out everyone else's project, relax, and plan a new project.

- We have been gathering in the spring in the beautiful Georgia Mountains for 6 years enjoying each other's company, enjoying the wonderful meals at Georgia Baptist Conference Center and completing a lot of projects that have been on our shelves or starting a new project that we've been planning.
- This retreat doesn't offer classes - everyone sews on their own.
- There are several sitting areas where you can work on your hand work.
- Flea market room for sale and/or trade items.
- Vendor for those items you forgot or new items you may want.
- Break room for snacks.
- Massage therapist for those aching backs.
- Show 'n Tell and door prizes on Friday morning before we leave.

Please call or email me with any questions: Frances Cranford, francran@att.net;
Tel: 404-499-9041; Cell: 404-395-8281

REGISTRATION FEES

Non-refundable deposit: \$45.00 (Due by January 15, 2011- BALANCE DUE IN FULL BY Friday, April 15, 2011)

4 nights and 11 meals: \$350.00 (Based on double occupancy)

Single occupancy Add \$85.00

REGISTRATION FORM:

Name

Address

Telephone

Email: _____

Preferred Roommate: _____

Special Needs: _____

Amount enclosed: _____

Mail this form with the \$45.00 registration fee to:

Frances Cranford
4001 Maxey Hill Drive
Stone Mountain, GA 30083

Through the submission of the registration form and by subsequent enrollment into this program, I indemnify and hold harmless Quilters' Spring Break as well as its representatives from any claims of personal illness or injury that might occur to me during my participation in this program.

QSAI 2011



June 9-11, 2011

Hosted by

Heartland Quilt Guild

St Bernard's Retreat and Conference Center

[Click here: Quilt Symposium of Alabama, Inc.](#)

Teachers:

[Peggy Barkle](#)

[Lisa Bongean](#)

[Karen Kay Buckley](#)

[Pepper Cory](#)

[Beth Ferrier](#)

[Anne Lullie](#)



East Cobb Quilters' Guild

presents

Georgia Celebrates Quilts

Cobb County Civic Center

548 S. Marietta Parkway

Marietta, GA

Friday, Saturday and Sunday

September 16, 17, 18, 2011

Georgia Celebrates Quilts is a judged and juried quilt show. Entries are open to ECQG members (free entry) and to residents of Georgia (\$10) fee. Please click [here](#) to read the Judges's bios.