

*Celebrating  
the 40th year of  
quilting together!  
1978-2018*

# CHURN DASH *News*

Hall County Quilt Guild

October 2018



## What's Happening

### **Oct 1 - Angela Gubler Log Cabin/Pineapple blocks**

Guest fee will be \$10

Oct 2 - Cynthia Berry workshop \$20

*Oct 15 - Project Day -Clothes  
line bowls*

### **Nov 5 - Shannon Armstrong Trunk show**

Guest fee will be \$10

*Nov 19 - Project Day*

### **Dec 3 - Guild Christmas Party**

*Dec 17 - Project Day*

### **2019**

#### **Jan 7 - Natalia Bonner**

Guest fee will be \$10

Jan 8 - Workshop

#### **Feb 4 - Guild Meeting**

*Feb 12-15, 2019 Retreat*

March 4 – Candace Hassen

Mar 7-9, 2019 - Quilt & Sewing Expo

April 1 – Appliqué Bee Group Trunk Show

May 6 – Tammy Silvers

August 5 – David Gilleland from Victor Quilts

Sept 2 – Andi Barney

Oct 7 – Krista Moser – The Quilted Life

Oct 8 – Workshop

Nov 4 – Diane Knott – Butterfly Threads

## Angela Gubler will be speaking

*obsessed with fabric and fiber and color and creativity*



My name is Angela Gubler, and took my first quilting class in November of 1992 at the Village Quilt Shop in Stone Mountain, Georgia. But, I've been obsessed with fabric and fiber and color and creativity as long as I can remember. My mom is very talented, and I grew up pestering her to death to let me sew, so she let me lose with yarn and thread and handwork to begin with, and by the time I was in high school I

was working on garment sewing. I was introduced to quilting at this time when we made tied quilts for a women's shelter in downtown Atlanta. I remember taking the quilts to the shelter and meeting the women and their children. We left the quilts there, but I took with me the experience as it lodged itself hard in my heart, and I've never looked back.

Angela will be at our October meeting she will be presenting information about log cabin and pineapple quilts.

She will also have items for sale after the meeting.



**HCQG.org**

Churn Dash News Oct 2018  
Volume 33 - Issue 10 - Page 1



Hope our October Birthday Members aren't too "spooked" to participate :) Happy Halloween month, everyone!

Our celebrants for October are:

10/2	Mary Lowery
10/4	Donna Proctor
10/8	Diana Dyer
10/9	Jenny Grandfield
10/13	Linda O'Donnell
10/15	Karen Bernier
10/22	Jean Hicks

Please bring a quilting related item to have raffled off to raise money for our Guild - If you are unable to participate this month, feel free to bring your donation next month. All items are appreciated and your generosity benefits our Guild and gives each member the chance to be a winner :) That could even be YOU!

**Connie Murphy**  
**Birthday Raffle Chairman**

We all enjoy the refreshments as we visit with each other at guild meetings. Please remember this is only possible because members volunteer to make/buy and bring food. Please consider signing up for refreshments.

We look forward to trying your favorite recipe.

**Thank you to those who  
will be bringing  
refreshments for our next  
meeting**

Sharon Weir  
Cheryl Cutchin  
Diana Dyer  
Laura Nagy  
Carol Harting  
Karen Bernier  
Morel Ann Klatka



**HCQG.org**

Churn Dash News Oct 2018  
Volume 33 - Issue 10 - Page 2



## 2019 Friendship Retreat

We had a great response to sign-up for the retreat, we are sold out. If you still want to sign up, we have a waiting list, first come, first served. Please sign up, you never know, participants often have to cancel for any variety of reasons. The second payment of \$50 is due at the October meeting.

Chris Anderson  
Donna Proctor



Members of HCQG Traveling Bee in Seneca SC for the Lake & Mtn Quilt Guild Show.



## Hall County Quilt Guild challenge

1. Start after Picnic
2. Must be a paid member to participate
3. Due at Christmas luncheon
4. Voting will take place and prizes will be awarded
5. Categories to be determined - and we will let you know
6. The finished size to be 36" - 45" square
7. Must have 3 elements
  - a. 40 years of quilting
  - b. hit song or movie from 1978
  - c. State bird or flower
  - d. Churn dash
  - e. What we did
  - d. etc...
8. Must have label on back stating the three elements you used. Not your name for judging.
9. Must have three layers and be quilted.



**HCQG.org**

Churn Dash News Oct 2018  
Volume 33 - Issue 10 - Page 3

**Hall County Quilters Guild  
Meeting Minutes - September 2018**

President **Roxan Brown** opened the meeting by reading thank you cards the guild received for a donation to Eagle Ranch and for a quilt received by an Eagle Ranch student. She also reported that we received a check from 1st United Methodist Church for \$100 given in honor of **Jean Leslie**.

Minutes of the August meeting were approved.

Out program was presented by the owners of "Fiber on a Whim", **Kristin Rodriguez** and **Janelle Girod**. The lecture "Once You Start, You Can't Stop!" featured many beautifully embellished quilts and wall-hangings.

**Dean Haynes** reported that at the July meeting she ended up with another member's yo-yo quilt instead of her own. She is hoping to switch them back. If you think you have the wrong quilt, please bring it to the next meeting.

**Jean Edwards** announced changes to our policies and procedures. Denise Ulrich moved that they be approved. Carol Johnson seconded and the motion was approved.

**Laura Nagy** said we had 51 members and 2 visitors present. She also said the pillows and tote bags we have made were greatly appreciated.

**Jenny Grandfield** said that Peggy Johnson took 14 quilts to Eagle Ranch recently. Because a new girls' home has opened we will soon have more quilts for girls' quilts.

**Trixie Comfort** is giving us "Catch-up" month for our block of the month quilt.

**Chris Anderson** reported that the Quilt Retreat is full and we have a waiting list! She has also turned in a lot of the dog beds we have been making.

On our October Project Day **Linda O'Donnell** will teach us how to make fabric bowls with clotheslines.

**Jean Edwards** is looking for articles about sewing and quilting for the newsletter. Pictures you have taken are also welcome.

October's speaker is **Angela Gubler** who's expertise is in Log Cabin and Pineapple quilts. There will also be a workshop on Tuesday taught by **Cynthia Berry**.

Respectfully Submitted,  
Julie Monroe, Secretary



**HCQG.org**

Churn Dash News Oct 2018  
Volume 33 - Issue 10 - Page 4





## LOST QUILT

During the guild's July Show and Tell Dean Haynes showed her YoYo Quilt. She brought the quilt to the meeting in a grocery bag. About a week ago she opened the bag to show someone her quilt. The quilt in the bag was not hers. If you brought a YoYo quilt to the guild meeting in July please check your bag.

If you have Dean's quilt please call 404-431-1525 and speak to either Dean Haynes or Sandra Ireland her daughter.

This is a picture of quilt that Dean has.

Thank you



## Doggie and Kitty Beds

Thanks to all who brought in beds for our furry friends. Not all the animals sleep on their bed, some prefer to use them for a little privacy! The Humane society greatly appreciates our efforts, I took in a whole shopping cart load of beds in September. Please remember to stuff the beds lightly so they are soft and comfortable.



The Treasurer's report has been posted in the members only section of our website.


Sally Zook



**HCQG.org**

Churn Dash News Oct 2018  
Volume 33 - Issue 10 - Page 5

# Quilting Notions




## ***Creative Grids Pineapple Trim Tool***

Create perfect 6; 8; or 10 inch finished Pineapple blocks by squaring up each round of strips as they are sewn. Since each round of strips is squared up before the next set is added, the blocks are perfectly square. The cutting requirements for the center square and the strips are printed right on the ruler.

The template comes with fully illustrated step by step instructions or scan the QR Code printed on the template to view a video demonstration.

The ruler slides easily over the fabric until pressure is applied. Then, our exclusive gripper holds the fabric in place while cutting, eliminating slipping and miss-cuts!



## ***Half square triangle - print your own pages***

2 inch finished

<https://www.generations-quilt-patterns.com/support-files/2infinished12hst.pdf>

1.5 inch finished

<https://www.generations-quilt-patterns.com/support-files/15inch24hst.pdf>

1 inch finished

<https://www.generations-quilt-patterns.com/support-files/1infinished40hst.pdf>



Keeping your project together isn't always easy — unless you have Clover Wonder Clips! The perfect pin-free solution for storing or constructing projects, these 1" x 3/8" clips keep pieces stable, so you can keep your attention where it belongs. Handy tools for a variety of tasks, Wonder Clips are available in 10-, 50- and 100-count sets.



Your favorite quilt patterns will come together faster and easier than ever before with the Hex N More Ruler! Quickly and accurately cut hexagons, 60 degree triangles, half hexagons and jewels in four sizes with this plastic ruler. Save time on cutting and spend more time on the fun part-quilting!





## Door Prize Raffle


We have a beautiful quilt kit for our door prize this month.

Fandango featuring Free Spirit, Slow and Steady fabrics, valued at \$150.00!

Donated by Lisa Viera!



## Fandango Quilt Kit



**2018 HCQG  
Executive Board**

**Co-Presidents**

Roxan Brown  
Jenny Thomas

**Vice President**

Peggy Johnson  
Paula Johnson

**Secretary**

Julie Monroe

**Treasurer**

Sally Zook

**HCQG meetings** are on the FIRST Monday of each month unless that day is a holiday (then the meeting is the second Monday of the month) Social Hour is at 9:30 a.m. and the meeting starts at 10:00

**Project Day** is held THIRD Monday of each month at the church at 10:00 a.m.

bring anything you are working on as well as a dish to share (or just bring your own lunch if that works better for you).



**HCQG.org**

Churn Dash News Sept 2018  
Volume 33 - Issue 9- Page 7

## Are you new to the Hall County Quilters Guild?

Check out our website at HCQG.org for valuable information like how to make a name badge, our policies and procedures, how to make a quilt for Eagle Ranch and even photos of quilts that our members have made.