



Hall County Quilt Guild
March 2019

CHURN DASH

News

What's Happening

March 4 Candace Hassen

Mar 7-9, 2019 Quilt & Sewing Expo

March 18 Project Day table runner

April 1 Paula, Christine & Bobbi

April 15 Project Day jelly roll rug

May 6 Tammy Silvers Seeing Double

May 20 Project Day

June 3 Picnic

June 17 Project Day

July 1 TBA

July 15 Project Day

August 5 David Gilleland VictorQuilts

August 19 Project Day

Sept 2 Andi Settlemaier Barney

Sept 16 Project Day

Oct 7 Krista Moser The Quilted Life

Oct 8 Workshop

Oct 21 Project Day

Nov 4 Diane Knott ButterflyThreads

Nov 18 Project Day

Dec 2 Christmas Party

Candace Hassen will be here in March

Candace Hassen will be joining us for our March meeting, she will be showing us her quilts and some "Inspiration".

quilt designsbycandace.com

An introduction to Candace from her blog

quilt designsbycandace.blogspot.com/

I started out as a weaver, 15 years ago I took up quilting. I have since realized how much being a weaver for years has had an effect on my quilting. They both often rely on color interplay and repeated geometric design. I design my quilts, and publish patterns from them. I love scrap quilts-the more fabrics and colors-the better. I enjoy working with traditional fabrics and patterns, and contemporary fabrics such as batiks and Rowan Fabrics. I have a Bachelor's degree in Art; I love to share my designs by doing guild programs, teaching, and making custom quilts.



FIESTA



LIGHTNING STRIKES




ANASTASIA




PRICKLY BEAR



NATIVE HARVEST




VICTORIAN LIBRARY



SOUTHERN WINTER



TIDEWATER



SAND AND SEA GLASS



HCQG.org

Churn Dash News March 2019
Volume 34 - Issue 3 - Page 1



Hall County Quilters Guild
Meeting Minutes
February 4, 2019

President Roxan Brown opened the meeting at 10 O'clock. She let us all know that Carol Johnson's daughter had died.

The minutes of the January meeting were approved.

Charlotte Payne said we had 55 members present. We also had 2 visitors - Cheryl Reagan and Michelle Luke.

In March we will have an inspirational speaker, Candace Hassen.

Our April meeting will be "Paula and Friends" featuring member Paula Johnson and 2 other guild members who will share their quilts.

Starting on February Project Day blocks will be demonstrated and made.

Rose King said we are doing well on refreshments, but we could use a bit more for the March meeting.

Our Community Service chairman, Laura Nagy, said we have had a lot of tote bags turned in and they are much appreciated. Kits for them are available.

Chris Anderson reported that everything is ready for our Quilt Retreat.

She also has dog beds ready to fill for the Humane Society. They also appreciate fleece squares about 24 x 36 inches or 24 x 24 inches.

Peggy Johnson, Jenny Thomas and Jenny Grandfield have made more quilt kits for Eagle ranch quilts.

There are 2 upcoming quilt shows near us -

The Cotton Patch Quilt Show on March 1-3 at the Oconee Center in Athens, Georgia.

The Mountain Laurel Guild has a show at the Atlanta Botanical Garden in Athens that runs from January through March 3.

Christine Pierson said that the April Project Day will have a jellyroll rug class.

Trixie Comfort announced a new Block of the Month beginning in March. Sign up by e-mail if you plan to participate. She also has a "quilt-as-you-go" table runner.

Betty Wright has "Quilts for Kids" kits available.

Sally Zook gave the Treasurer's Report.

Roxan Brown and Jenny Thomas recognized last year's committee chairmen and presented each one with a lovely tote bag embroidered by Peggy Johnson. They thanked these ladies for all the work they have done. Jenny Thomas presented Roxan with a lovely quilt made by Jenny and Peggy Johnson in appreciation of 2 years service as guild president.

Ginny Hendrix installed next year's officers:

Co- Presidents: Jenny Thomas and Margaret Johnson

Treasurer: Sally Zook

Secretary: Julie Monroe

After a short break we ended the meeting with our birthday raffle and a great Show and Tell.

Respectfully Submitted,
Julie Monroe, Secretary



HCQG.org

Churn Dash News March 2019
Volume 34 - Issue 3 - Page 2

Thank you

Many thanks to Roxan Brown for working so hard to make HCQG a friendly and fun quilting guild. We have greatly benefited from your service as President for 2017-2018.



Friendship Retreat Follow-Up

This year's retreat was a resounding success, everyone in attendance had a great time. We are already busy planning for next year. The dates will be February 11-14, 2020, sign up will be at September's meeting. Remember you must be a current member to sign up.

We would like to thank the shops that donated prizes for us, they include: Thread Bear, Georgia Sewing, Atlanta Sewing in Duluth, Magical Threads, The Common Thread, Quilt'n Kaboodle, and City Square Quilts. All the shops were very generous, please remember to thank them when you visit and let them know you're from the guild.

Chris Anderson and Donna Proctor

We are looking forward to another great year of friendship and quilting with the Guild.

Please remember to pay your 2019-20 dues at the Membership Table, if you haven't done so already. And don't forget to:

1. Sign up to help with refreshments once or twice during the year;
2. Pick up a kit and make a quilt for Eagle Ranch;
3. Bring a gift for the Birthday Raffle on your birthday month; and
4. Participate in the Community Service projects offered at each meeting.

All this will help the Guild continue to be successful! We will be trying a new way of recognizing the members who participate in each of these four areas (more details on this at our meeting).



Doggie and Kitty Beds

Last month I took an entire trunkful of doggie and kitty beds to the Humane Society. They use the beds primarily in the clinic, but also in kennels. They are very grateful for our efforts and always very appreciative. Please remember to cut up the scraps into small pieces, large ones tend to mat down, and be sure no pins have sneaked in. The beasties like the beds soft and squishy. I'll have covers available at the next meeting, but feel free to make your own if you prefer. Thank you for supporting our furry friends.

Chris Anderson



HCQG.org

Churn Dash News March 2019
Volume 34 - Issue 3 - Page 3



We have LOTS of folks to celebrate birthdays with in March! Can't predict that it will be Spring for our March meeting because, let's face it - NO ONE is able to give an accurate weather forecast these days ;) So, let's just be happy for all of the following Guild Members and wish them each a Happy Birthday!

3/01 Gail Thomas
 3/06 Kat Wells
 3/08 Dean Haynes
 3/10 Barbara Wyatt
 3/13 Roxan Brown
 3/20 Morel Ann Klatka
 3/22 Ida Schwind
 3/22 Jeanie Whitworth

Each of these members will be bringing their "gift" to have raffled off during our meeting's fundraiser. It is especially important for all to participate this month as we have ONE LONE April birthday next month (and you'll just have to wait to see who that special person is :)



Sincere Thanks

Carol Johnson would like to thank everyone for their prayers and kind words. She was so touched that so many guild members came to her daughters funeral. She felt so loved by everyone. Thanks.



This year, I thought that we would try something new and show our progress throughout the year. I have set a goal of 72 quilts to be turned in this year (6 a month!) We can do this!! Each month we will show our progress here.

While at the Hall County Quilt Retreat, I heard someone ask how big an Eagle Ranch Quilt needs to be. Several people piped up and said 60" x 72"! Way to go ladies! We try our best to get it as close to 60" x 72" as we can. In addition, please remember to read through your pattern before getting started.

Speaking of the Quilt Retreat, I think we had three tops completed there! Check them out on Facebook. We try to have a variety of quilts available ranging from quick to a bit more challenging. Come visit us at the Eagle Ranch table and pick out a kit! If you are new to the Guild, come introduce yourself and we will walk you through the very easy process.

Jenny G., Jenny T., and Peggy J.



HCQG.org

Churn Dash News March 2019
 Volume 34 - Issue 3 - Page 4



Project Day Information

March Project Day (3/18) – Quilt As You Go Table Runner

Trixie will lead this project, she has the sign-up sheet and will email out instructions and fabric requirement.

April Project Day (4/15) – Jelly Roll Rug

Christine Pierson will lead this project

- Material: 2-1/2" fabric strips and batting - you can either use jelly rolls or cut them from your fabric stash. When you cut strips from your fabric stash, please cut them into "bias" strips, it makes easier to sew with battings. (please see the short video link below)
- Batting, cut into 2-1/4" width strips. The narrower batting strips make your "fold and sew" work easier.
- Tools and Notion: Walking foot (not required but desired), heavy needle (90/14) or jean needle, thread – use whatever you have, rotary cutter, a portable iron
- Fabric clips or binding clips, lots of them
- Sewing Machine: use the "zigzag" stitches, adjust the width of the stitch as wide as possible.

Directions:

1. Connect all strips together the same way you make your bindings.
2. Connect all batting strips together but not required, it's an option.
3. After you sew the fabric and batting to a long strip, you **don't** have to put the long strip into a "ball", I put them in a shopping bag, pull one end out, clip the shopping bag to your desk (on the right hand side), that's my simple way of it, the strip won't tangle up at all.

Here are two YouTube video links that helps:

https://www.youtube.com/watch?v=J_DYE74fA3c&index=2&list=PLIjQvsV8z7-TuWBmOUa7sR3O6PMYb2MBn&t=0s (the short video)

<https://www.youtube.com/watch?v=Y8xblarkuBg> (the long video)

Other Notes:

1. I don't have pattern, I just watched these videos and made my rug; you can make it any size you want, more strips makes bigger rug.
2. As far as how to tug the beginning and ending tales to the rug, you'll figure out yourself by watching these videos.
3. Please watch videos at home before you make this rug. Thank you.



HCQG.org

Churn Dash News March 2019
Volume 34 - Issue 3 - Page 5

Hall County Quilt Guild
2019-2020 Membership Application

Name: _____ Date: _____

Address: _____

City: _____ Zip: _____

Phone #: Home _____ Cell _____

Email: _____

Birthday: _____

Emergency Contact: Name: _____ Phone: _____

New Member: _____ Renewal: _____ Rejoining: _____

Our year runs March 1st through February. Dues are **\$50.00** a year.

Please make checks payable to HCQG, or Hall County Quilt Guild. Check # _____

Newsletters are posted to the HCQG website www.HCQG.com and emailed out.

If you do not have access to a computer, you may have your newsletter mailed to you for an additional \$10.00 added to your yearly dues.

Contact Laura if you have any questions, or changes in information.

Please bring this form and your check to the next meeting, or mail it to:

Laura Nagy
4614 Montclair Circle
Gainesville, GA 30506
H 678-400-1086
C 770-366-1896
laura.nagy3@gmail.com



June Taylor 12" Square Shape Cut
 June Taylor 60 spool storage rack
 Clear scrapbook paper size container
 Country Cabin Fat Qtr bundle- 8 fabrics
 Moda Layer Cake roll - 40 10" squares
 Lily Loom Daisy Delight charm squares
 Retail value over \$100.00!!

All donated by Betty Wright!



We all enjoy the refreshments as we visit with each other at guild meetings. Please remember this is only possible because members volunteer to make/ buy and bring food. Please consider signing up for refreshments.

We look forward to trying your favorite recipe.



Thank you to those who will be bringing refreshments for our next meeting

Holly Deveny
 Marilyn Johnson
 Trisha Brisbois
 Pat Morgan
 Sue Zarter
 Jenny Grandfield
 Joyce Pinson

Rose King



HCQG meetings are on the **FIRST** Monday of each month (unless that day is a holiday then the meeting would be on the second Monday of the month)
 Social Hour is at 9:30 a.m. and the meeting starts at 10:00.

Project Day is held on the **THIRD** Monday of each month at the church at 10:00 a.m. Bring anything you are working on as well as a dish to share (or just bring your own lunch if that works better for you).



HCQG.org

Churn Dash News March 2019
 Volume 34 - Issue 3 - Page 7

Are you new to the Hall County Quilters Guild?

Check out our website at HCQG.org for valuable information like how to make a name badge, our policies and procedures, how to make a quilt for Eagle Ranch and even photos of quilts that our members have made.

Quilt Shop Hop



Greater Atlanta
Quilt
SHOP HOP

20TH ANNIVERSARY

THE QUILTING

CELEBRATE WITH US!

20 GREAT ITEMS - EACH UNDER \$20

MARCH 21 - 23, 2019

9:30AM - 6PM THURSDAY - SATURDAY

Grand Prize - \$150 gift certificate at each participating shop \$900 value

First Prize - 20 of our Favorite Things ~\$400 value

Second Prize - \$50 gift certificate at each participating shop \$300 value

Third Prize - \$25 gift certificate at each participating shop \$150 value

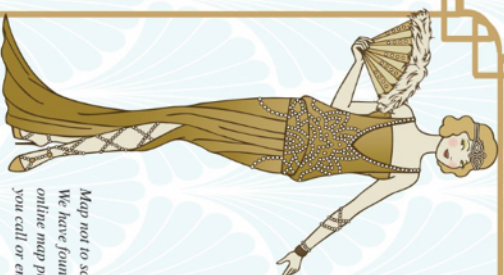
Plus Bonus prize drawings

Each individual shop has a \$100 value prize giveaway - don't forget to register!

Free quilt pattern at each shop

Limited number of commemorative charms and collectible tote bags available for sale during Shop Hop

www.facebook.com/AtlantaShopHop



Map not to scale.
We have found errors on various
online map programs. We suggest
you call or email for directions.



1 A Scarlet Thread

1601 McDonough Pl
McDonough, GA 30253
678-583-2296
www.ascarletthread.com

www.ascarletthread.com

2

Cottonail Quilts

2239 Lewis St NW
Kennesaw, GA 30144
678-355-6776
www.cottonailquilts.com

www.cottonailquilts.com

4

Innour Quilts Fabric and Yarn

1038 Mistlove Rd
Decatur, GA 30033
404-634-6924
www.innourquilts.com

www.innourquilts.com

5

Georgia Sewing & Quilting

81 Maddox Rd
Buford, GA 30518
770-831-7990
www.georgiasewingandquilting.net

www.georgiasewingandquilting.net

Stitch 'N' Quilt

5590 Middlebrook Pkwy, Suite 146
Marietta, GA 30126
770-944-3356
www.stitchnquilt.com

www.stitchnquilt.com

6

Tiny Stitches

2518 East Piedmont Rd
Marietta, GA 30062
770-565-1113
www.tinystitches.com

www.tinystitches.com

THE QUILTING

Shop Hop Details

1. Pick up a passport at any participating quilt shop when you begin.
2. Fill out an entry form at each shop you visit to be eligible for individual shop drawings.
3. You need not visit all 6 shops to be eligible for individual shop drawings.
4. Have your passport stamped at all 6 shops to be eligible for the Grand, First, Second, and Third Prizes.
5. The individual whose name appears on the passport must be present for stamp.

Leave your completed passport at the last shop you visit.
Minimum age for prize eligibility is 16.

www.facebook.com/AtlantaShopHop