



Hall County Quilt Guild
August 2019

CHURN DASH

News

What's Happening

August 5 David Gilleland

from Vector Quilts
August 19 Project Day

Sept 2 Andi Settlemaier Barney

Sept 16 Project Day

Oct 7 Krista Moser The Quilted Life

Oct 8 Workshop
Oct 21 Project Day

Nov 4 Diane Knott ButterflyThreads

Nov 18 Project Day


Dec 2 Christmas Party

Jan 6 Terry Powers -Bag trunk show
Feb 3 Installation of officers
Mar 2 Shannon Armstrong
Mar 3 Workshop
Apr 6 Audrey Hiers
Feedsacks & the American Quilter
May 4 Nancy Mahoney
Scrap quilts lecture & trunk show
June 1 Picnic
July 6 Jennie Weaver of Sassy
Stitch N Quilt -T-shirt quilt trunk show
Aug 3 Sylvia Schaefer of Parrot Quilts -
Lecture & trunk show
Sept 14.....pending
Oct 5. Vendor Day
Variety of vendors plus scissor guy
Nov 2.....pending
Dec 7 Holiday party

David Gilleland is our featured speaker for August. David is the designer behind Vector Quilts in Cumming. His primary focus is foundation paper piecing patterns.

David grew up watching his mother make baby quilts for her friends. At 17 he began his own journey in quilting and in 2015 he expanded that by buying his first longarm. He now teaches as well as designs patterns.

Vector Quilts is having a Summer Sale of 15% off his patterns during the month of July so if you were thinking of getting a pattern of his, now is the right time. If you have been looking at a pattern but haven't grabbed it yet, here is your chance to save 15% using code SummerSale15.
www.vectorquilts.com



HCQG.org

Churn Dash News August 2019
Volume 34 - Issue 8 - Page 1



**Hall County Quilters Guild
Meeting Minutes
July 1, 2019**

Betty Wright announced that “Quilts for Kids” has split into 2 groups. One will continue with the Gainesville hospitals and shelters. A new group will take quilts to the Duluth area hospital. This has been a great ministry and it’s exciting to see it expand its outreach.

The minutes were approved and Sally Zook gave the Treasurer’s report.

The Membership Committee reported a new member, Janet Horne, and 47 of our 76 members were present.

Peggy Johnson announced that Christa Moser will be coming in October and will teach the “Star Quilt” pattern. It will require the 60 degree Creative Grids ruler and a pattern.

Jenny Grandfield reported on Eagle Ranch. She thanked Jenny Thomas and Jenny’s sister, Patsy, for organizing and selling Jean Leslie’s fabric to raise funds for Eagle Ranch quilts.

Laura Nagy is continuing with our charitable projects. She still has kits available for comfort pillows.

Chris Anderson announced that at the September meeting members can begin signing up for next year’s retreat which will be February 11-14, 2020. The fee is \$175 and may be paid in installments if you wish. Chris also has bags we can fill with small fabric scraps for the Humane Society.

Ginny Hendrix held the first meeting of the “Tula Pink fabric exchange group after the end of our regular meeting. They are fusing her book “Modern Quilt Blocks”. Each member of the group will take a turn to supply every other member with a fat eighth of batik fabric of her choice and her block selection from the book.

The meeting concluded with our raffle and a great “Show and Tell”.

Respectfully Submitted,

Julie Monroe, Secretary



Happy Birthday to all of our August Birthday ladies!

8/4 Joyce Pinson
8/14 Charlotte Payne
8/16 Connie Murphy

Thanks for all your generosity,

Connie Murphy
Birthday Raffle Coordinator



2020 Guild Retreat

Just a reminder that next year's retreat is Tuesday, February 11 to Friday, February 14 at FFA FCCLA in Covington. This year's cost is \$175. Sign up will begin at our September meeting. More details next month.


Chris Anderson
Donna Proctor

Thank you to those who will be bringing refreshments for our next meeting



Jenny Thomas
Joyce Pinson
Jane Kesler
Laura Nagy
Charlotte Payne
Jean Edwards

Rose King



Doggie and Kitty Beds


This is the pile of beds I took to the Humane Society after our last meeting. The staff was so excited to get them, telling me over and over how nice it is that we do this for them. Thanks to all of you that make this possible, it's a small thing for us that means so much to the fur babies that are waiting for their furever homes.

Chris Anderson



Finding Inspiration

Do you enjoy finding inspiration in the places and things around you in your travels or everyday life and expressing that inspiration in your quilting? I find inspiration constantly – whether it's looking at tile, or brick or woodwork, flags, patterns in nature or construction, even in colors in the seasons or decor that make me think, "I want to make that into a quilt." Nature is one of the most powerful inspirational tools for the creation of quilt patterns and quilts. From replicating nature's scenes in a quilt design to using the colors outside to inspire a fabric choice, the possibilities are endless. I love to look for interesting shapes and textures. Here are a few nature photos I have collected during my travels.




A road sign, an old building, a painting or a floor pattern are some of things that can be used to inspire a flood of creative juices for a quilter.

It's amazing what there is out there that can inspire the creation of a quilt. Just keep your eyes open and look. Many of us travel as tourists and see things both for their beauty and historical values. Many of us also travel back and forth to work. While stopped at a traffic light, look around you and see what might inspire you. It may be a building, a sign or even what a person is wearing. All of these could spark the creativity in you to come up with a great quilt idea. Here are some other photos I took that make me think it would make a beautiful quilt. If only there was more time to quilt all of these inspirational items.

Where do you find design inspiration? Do you have something that really speaks to you? Is it a color or a shape or even a texture or idea?

Jean Edwards





From the Presidents:

We have had great programs this year (thanks to Peggy Johnson and Paula Johnson), and look forward to hearing David Gilleland from Vector Quilts at the August meeting. He has a shop open in Cumming now! Check out the newsletter each month (thanks Jean Edwards!) to see what's coming up for programs and workshops in the Fall. Reminder: bring your items for the birthday raffle when it's your birthday month (great job on this by Connie Murphy and Janice Brooks); sign up to bring refreshments at least once a year (see Rose King's sign-up sheet near the door); complete a quilt for Eagle Ranch (see Jenny Grandfield and her committee for a kit at the meeting); and participate in our community service projects (talk to Lisa Viera). Working on all this together is what makes our Guild such a tremendous group! Thanks for your participation.

Margaret Johnson
Jenny Thomas

A blue bird character with a speech bubble. The speech bubble contains the text "let's finish those quilts!".

let's
finish those
quilts!

HCQG meetings are on the FIRST Monday of each month (unless that day is a holiday then the meeting would be on the second Monday of the month)
Social Hour is at 9:30 a.m. and the meeting starts at 10:00.

Project Day is held on the THIRD Monday of each month at the church at 10:00 a.m.
Bring anything you are working on as well as a dish to share (or just bring your own lunch if that works better for you).



Are you new to the Hall County Quilters Guild?

Check out our website at HCQG.org for valuable information like how to make a name badge, our policies and procedures, how to make a quilt for Eagle Ranch and even photos of quilts that our members have made.