

Hall County Quilt Guild
November 2019

CHURN DASH

News

What's Happening

Nov 4 Diane Knott ButterflyThreads
Nov 18 Project Day

Dec 2 Christmas Party

Jan 6 Terry Powers
-Bag trunk show
Feb 3 Installation of officers
Mar 2 Shannon Armstrong
Mar 3 Workshop
Apr 6 Audrey Hiers
Feedsacks & the American
Quilter
May 4 Nancy Mahoney
Scrap quilts lecture & trunk
show
June 1 Picnic
July 6 Jennie Weaver of Sassy
Stitch N Quilt -T-shirt quilt
trunk show
Aug 3 Sylvia Schaefer of Parrot
Quilts -Lecture & trunk show
Sept 14.....pending
Oct 5 Vendor Day
Variety of vendors plus
scissor guy
Nov 2.....pending
Dec 7 Holiday party



Diane Knott of Butterfly Threads
Strip Quilt Secrets will give our
guild a lecture & trunk show
during our November meeting.

OH
WHAT
FUN

Join us for a

Christmas Party

December 2, 2019 at 11am
Please sign up to bring a dish to share.



HCQG.org

Churn Dash News Nov 2019
Volume 34 - Issue 11 - Page 1



**Hall County Quilters Guild
Meeting Minutes
October 7, 2019**

Krista Moser was our October speaker, coming all the way from Seattle. She is a pattern designer working with Creative Grids rulers. Her quilts were beautiful and she said they were basically simple to make using her methods. Like many of us, she began making garments and moved on to quilting later. She had a really interesting program for us.

President **Margaret Johnson** led our business meeting.

The minutes were approved and the Treasurer's report was given.

We had 52 members and 2 visitors – Patty Wright and Kathy Saunders - present. We were also happy to see Ellen Black returning to us.

Peggy Johnson told us about coming programs.

Rose King, Refreshment Chairman, announced that the December meeting will be a Pot Luck.

Jenny Grandfield said that we had turned in 56 quilts to Eagle Ranch so far this year. Kits to make them are available.

Betty Wright said that she has "Quilts for Kids" kits available.

Chris Anderson announced that the February retreat is full, but you can put your name on the waiting list. She also has dog beds to fill for the Humane Centers.

The meeting concluded with a "Show and Tell" and a raffle.

Respectfully Submitted,
Julie Monroe, Secretary



I know we are all "thankful" for each of our November quilters celebrating a birthday this month! Please share Happy Birthday greetings with the following:

11/2 Margaret Johnson
 11/10 Trisha Brisbois
 11/16 Mary Payne
 11/19 Ginny Hendrix
 11/19 Nancy Lawrence
 11/23 Sally Zook

Connie Murphy
Birthday Raffle Coordinator



56 out of 72 - 77.7%

We continue to have a good amount of Eagle Ranch quilts turned in. We are up to 56 quilts so far. That's fantastic!!! However, we have gone two months without anyone signing out kits. This will be the last month to sign out a kit before the New Year! I know several of you will be working on Christmas gifts and what a great time to start a Leader/Ender project (A Bonnie Hunter - Quiltville sewing method)!! Finish your Christmas project and start a Eagle Ranch quilt at the same time.


AS ALWAYS - Return your patterns with your quilts (we recycle), read your directions and try to keep your quilt 60" x 72".

Thanks to everyone who has turned in a quilt this year so far! We really have some nice ones to give away next year.

Jenny G, Jenny T and Peggy J.

CRAFT IN AMERICA: QUILTS PREMIERES ON PBS ON DECEMBER 27, 2019

Announcing QUILTS, a new episode of Craft in America, the Peabody Award-winning documentary series discovering the beauty, significance and relevance of handmade objects and the artists who make them. For more than a decade, Craft in America has taken viewers on cultural journeys across this nation, honoring the multiplicity of traditions that have come to define our country. Craft in America: QUILTS will premiere on PBS on Friday, December 27, 2019 at 9pm (check local listings). Some of the quilters featured will be Michael A. Cummings, Victoria Findlay Wolfe, Susan Hudson, Judith Content



Thank you to those who will be bringing refreshments for our next meeting



Carol Johnson
 Robin Neiheisel
 Sandy Butler
 Christine Pierson
 Lydia Conner
 Janice Brooks
 Mary Lowrey

Rose King

Krista Moser


The Quilted Life

HOW TO ADD A SLEEVE TO YOUR QUILT

If you are not a fan of thumb tacks, and you want to know the best way to discreetly hide a rod or slat behind a quilt, this tutorial is for you!



1. Lay your quilt out and measure the top edge from one side to the other. Cut enough 4½" strips (or bigger if you like) to span the width of the quilt. Sew the strips together, end to end, and press the seams open.






2. Cut the strip down to the length needed (I cut mine exactly the same as the top edge of the quilt). Then, fold under each end 1", and then again 1". Press and sew. This hem will make the sleeve fall inside the edge of the quilt, 2" on each edge, just enough to conceal the mounting hooks.



3. Now, press both long edges under ¼". Press the whole thing in half lengthwise.

kristamoser.com




4. Lengthen your stitch length as long as it will go (mine goes to 5.0). Sew a stay-stitch $\frac{1}{2}$ " from the folded edge. No need to back stitch, these stitches will be removed before we are done.

5. Press the sleeve open to flatten out the flap.



7. Pin the sleeve to the top edge of the quilt. Whip stitch or use a hidden "binding" stitch down both edges, securing the beginning and end with several knots. Note: If I hadn't already faced this quilt and was instead doing a traditional binding, I would have tucked the top edge of the sleeve in with the binding seam, meaning I would only be hand stitching down the bottom edge.



8. Now, it's time to take out that stay-stitching. This opens up a pocket of extra fabric to easily fit a rod into without it pushing the front of the quilt out.



9. Here it is with a large dowel in it, and the front of the quilt hangs totally flat. This would work even with a larger curtain rod.



10. I plan to hang this one on a slat board, like a yardstick, and mount it to the wall with some temporary hooks.



11. This style hook gives it a very low profile against the wall though, and that is perfect for where I want to hang it!



kristamoser.com



NOVEMBER DOOR PRIZE

A beautiful Longaberger basket chocked full with a variety of batik fabrics donated by Jenny Thomas.

A very valuable prize that we ALL want to take a chance on winning!

Bring your dollars - you can't win if you don't play!



let's
finish those
quilts!



HCQG meetings are on the FIRST Monday of each month (unless that day is a holiday then the meeting would be on the second Monday of the month)
Social Hour is at 9:30 a.m. and the meeting starts at 10:00.

Project Day is held on the THIRD Monday of each month at the church at 10:00 a.m.
Bring anything you are working on as well as a dish to share (or just bring your own lunch if that works better for you).



Are you new to the Hall County Quilters Guild?

Check out our website at HCQG.org for valuable information like how to make a name badge, our policies and procedures, how to make a quilt for Eagle Ranch and even photos of quilts that our members have made.