



Hall County Quilt Guild
February 2020

CHURN DASH *News*

What's Happening

Feb 3 Installation of officers

Feb 11-14 Guild Retreat

Feb 17 Project day

Mar 2 - Membership Dues

Mar 2 Shannon Armstrong

Mar 3 Workshop

Mar 16 Project day

Apr 6 Audrey Hiers

Feedsacks & the American Quilter

Apr 20 Project day

May 4 Nancy Mahoney

Scrap quilts lecture & trunk show

May 18 Project day

June 1 Picnic

June 15 Project day

July 6 Jennie Weaver of Sassy Stitch-N-

Quilt - T-shirt quilt trunk show

July 20 Project day

Aug 3 Sylvia Schaefer of Parrot Quilts

Lecture & trunk show

Aug 17 Project day

Sept 14 Lynn Rinehart quilt appraisals

Sept 21 Project day

Oct 5 Vendor Day - Variety of vendors plus scissor guy

Oct 19 Project day

Nov 2 David Martelli Presentation

Nov 23 Project day

Dec 7 Holiday party

I would like to take this opportunity to say a big thank you to all the members who are stepping down after serving on the Board of our Guild: Jenny Thomas, President; Paula Johnson, VP/Programs; Sally Zook, Treasurer; Julie Monroe, Secretary; Rose King, Hospitality.

Thanks as well to those who will continue in their job: Peggy Johnson, Co-Vice President/Programs; Denise Ulrich, Parliamentarian; Laura Nagy, Membership; Lisa Viera, Community Service; Jenny Grandfield, Peggy Johnson, Trisha Brisbois, Jenny Thomas, Eagle Ranch; Jean Edwards, Newsletter and Website; Chris Anderson and Donna Proctor, Retreat; Carol Johnson and Christine Pierson, Sunshine and Project Day; Connie Murphy, Janice Brooks and Ida Schwind, Birthday Raffle; Lydia Conner, Travelling Bee.

And last, but not least, thank you to the new board members for agreeing to serve for 2020-2021: Joyce Pinson, Co-President; Jenny Thomas, Co-Vice President/Programs; Jenny Grandfield, Treasurer; Trisha Brisbois, Secretary; Morel Anne Klatka and Carol Harting, Hospitality.

Your gift of time and talent is much appreciated and keeps Hall County Quilt Guild running smoothly!

Margaret Johnson



Severe weather plan

In case of wintry weather please check for school closings. We will cancel our meetings or project day if Hall County schools cancels school. We do this for two reasons; first if the roads are too icy for the buses to drive safe, its too icy for our members to drive, also the church also closes when the school district closes, so we won't have access to the building.

You can listen to WSB TV for school closings, or go to Hallco.com. We will also make every effort to post on HCQG.com and our Facebook page if we cancel a meeting.



HCQG.org

Churn Dash News Feb 2020
Volume 35 - Issue 2 - Page 1



Our Valentine's for February birthdays are as follows - wish them each happy birthday:

2/2 Pat Sheppard
 2/3 Marilyn Johnson
 2/9 Rose King
 2/22 Lucy Terry
 2/23 Paula Johnson
 2/23 Ruth Matthews
 2/24 Ellen Black
 2/25 Betty Wright
 2/26 Frances Brooks

Connie Murphy
Birthday Raffle Coordinator



64 out of 72 - 89%

Time to get your sewing machines ready! In December, the Eagle Ranch team took 21 boy quilts over to Eagle Ranch. It was all the quilts we had in storage. So, now we need to start making more boy quilts to build back up our numbers. No more girl kits for awhile.

We will try to make some simple, easy patterns so that we can have some quick turn arounds. We will need some for fall!!

Remember to read the patterns, press your seams open and keep your quilt as close to 60" x 72" as possible! And thanks for all you do!!

Jenny G, Jenny T and Peggy J.

**Thank you to those who will
 be bringing refreshments for
 our next meeting**



Coord. Pat Sheppard
 Marilyn Johnson
 Christine Pierson
 Bobby Martin
 Kathy Stephan
 Jenny Grandfield
 Frances Brooks
 Betty Wright
 Patti Wright
 Jean Edwards

Morel Anne Klatka
Carol Harting




Jean mentioned that she needed some material for the newsletter, so I would like to share my experience of the quilt show in Taiwan.

I was there in Dec. 2019, it just happened that I found out they were having their very first Quilt and Craft Show so my sister and I went.

It was an overwhelming experience with lots of surprises and amazing quilts. They are big on art quilts, I guess due to heavy influences from Japan; they did the applique a little bit different, they apply lots of appliques and "hand" sewing and quilting. Of course I took lots of pictures and videos.

I have attached some of pictures here to share with you.

Best regards,
Christine Pierson



Hall County Quilters Guild JANUARY 2020 - MINUTES

Our January meeting featured a program on bags by former member, Terry Powers. We learned about small and large bags and where to find supplies for making them; interfacing, batting, zippers, and so forth. The web site byAnnie.com has everything you would need.

The major business of our business meeting was to vote on officers for next year. For next year we nominated and voted to approve the following:

Presidents: Margaret Johnson and Joyce Pinson

Vice Presidents (Programs): Peggy Johnson and Jenny Thomas

Treasurer: Jenny Grandfield

Secretary: Trisha Brisbois

These new officers will be installed at our February meeting.

Respectfully Submitted,

Julie Monroe, Secretary



Thanks to all of you for your help in making all this possible. The animals at the Humane Society really appreciate you. They use the beds for the small dogs, cats, and in the clinic. They also send them home with people who are fostering fur babies that need a little TLC before they can find their forever homes. I have cases ready made for you, but if you want to make your own it helps me out. Again thank you for all your support.

Chris Anderson



Go to [<https://smile.amazon.com>] and log in using your Amazon log in and password.

In the top menu bar where you see "Hello, Your Name Here", select the drop down arrow at **Account & Lists** - here you will scroll down until you see "Your AmazonSmile" and select it. On the right side of the screen you will see "Your current charity" with the 'Change Charity' button under it. Select the Change Charity button and search for **Hall County Quilters Guild** and choose it. This is also the page that will show Amazon's donations to our guild in the future.

When you shop with Amazon in the future, use the **AmazonSmile** website and shop as you normally would. Once you have registered with AmazonSmile, if you log into the usual Amazon.com site, there will be a pop-up asking if you want to switch to **AmazonSmile**. This reminder helps us keep our shopping dollars going towards our Guild accumulation without having to remember every time.




Go to your Kroger account (<https://www.kroger.com/account/update/>) where you would change your address or phone number if needed. If you never registered with Kroger, all you need to insert is your Plus Card ID or Alternate ID to activate.

Log in and select **Savings & Rewards** from the menu across the top.


Next select **Kroger Community Rewards**.

Next select the orange button titled **Enroll Now** - this is where you will search for **Hall County Quilters Guild** and select it. If you already have charity selected here, your orange button will read **View Your Rewards Details** - select this button and **Edit** your charity by searching for **Hall County Quilters Guild** and selecting it. This is also the place where you can see the dollar amount of the Kroger Donation that has been made based on your participation in the future.


Now - **EVERY TIME** you use your Kroger card to purchase groceries, etc., Kroger will donate a small percentage to our Guild.




Chris Anderson



Linda Berbert




Becky Bicknell




Trisha Brisbois




Frances Brooks



Janice Brooks



Roxan Brown



Sandy Butler

Calling all new members

As our guild grows we still want the small guild feel where everyone has a friend and we know each other's names. Last year we created a photo directory so that we can learn each others names and faces. The photo directory needs to be updated. If you joined in the last year or missed getting your picture made last year, please see Jean Edwards at the February or March guild meetings. We would love to see your beautiful face in the directory so we can learn your name.

If we took your photo and it is in the directory now, we will use the same photo from last year.



Experience: I inhaled a pin into my lung

'I spent the rest of the day assuming the pin I'd swallowed would eventually find its way out. I was so blasé, I went out that night and forgot all about it'



I was working in the wardrobe department on a television series in Sydney. The pressure was intense, but it was exciting.

Around halfway through the shoot, I was making an intricate Victorian costume for one of the lead actresses. I remember the pale green taffeta of the gown as I sat at the sewing machine, struggling with all the pleats and ribbons that had to look perfect for the screen. As always, the most convenient place to put the pin I was using was in my mouth. Somehow, one minute it was clenched between my teeth and the next it was gone.

I didn't feel a thing. I turned around to a co-worker and said, "I just swallowed a pin." She stopped what she was doing and asked if I was OK. "I think so," I said. One of the girls called emergency services. Their advice was to eat a cotton wool sandwich which would, they said, coat the pin on its way down the digestive tract. I did this and we all had a good laugh about how revolting it was, and then I thought nothing more about it.

I spent the rest of the day assuming the pin would eventually find its way out. I was so blasé, I went out that night and forgot all about it. The next day when I got to work, the costume designer told me that the production department had heard what had happened and were insisting I went for an x-ray. I remember thinking this was a bit nannyish, but I drove to a nearby radiology clinic and went straight into x-ray. While I was waiting for the results, the radiologist came back ashen-faced: "You didn't swallow it – you inhaled it. It's in your right lung. You need to go to the hospital. Now!"

The drive to hospital was a blur. I called my boyfriend and he was at the hospital to help me, rather shakily, fill in the forms. He signed the one that released them from responsibility should I die. I was taken straight into surgery and given a bronchoscopy. When I came round from the general anaesthetic, the surgeon said that the procedure had been unsuccessful and had only pushed the pin farther in. I had to spend the next two days on an antibiotic drip before a specialist surgeon was free to operate.



The night before the operation, I was laughing with visitors, surrounded by flowers and get-well cards. I had also received a thoughtful present from the costume department, a block of wood with pins hammered into it and "Annie can swallow a pin" engraved on to the wood. The whole thing was a joke to everyone.

That is, it was until the surgeon operating on me the next day arrived at my bedside. He explained that the operation involved going in through my back between the ribs, possibly even breaking the ribs, and then removing up to a quarter of the lung tissue around the pin. All the laughter stopped right there, but I still felt calm; it was a surreal moment, as if I was starring in a hospital soap opera.

I managed to sleep that night, but in the hours leading up to the operation reality kicked in and I began to feel really nervous. I hadn't let myself think of any negative possibilities until then. The pre-op pethidine was a welcome relief from my creeping fear.

The operation was a success, and the surgeon managed to remove the pin without taking too much of my lung with it. I stayed in hospital for a week while they drained off the gunk my body had provided to fight the invader. There was a lot of pain and discomfort from needing to sleep and rest on my left side.


At a follow-up appointment a few weeks later, the surgeon told me how lucky I was to have had the x-ray when I did. He explained that if I had left it any longer, it could have meant either puncturing the lung, poisoning or worse.

I was off work for a month, had trouble using my right arm and lost sensation in my right breast, which has never recovered to this day – I swallowed the pin in 1985. Yet I did feel lucky. When I eventually got back to work, I had a very dubious celebrity status.

I still have the pearl-headed culprit in a container provided by the hospital. And I now shriek if I ever see anyone with a pin in their mouth – I have a six-inch scar on my back to remind me that, no matter how silly the action, the ramifications can be huge.

<https://www.theguardian.com/lifeandstyle/2012/jul/13/experience-inhaled-pin-into-lung>

For Sale



**\$100
each**

They are in new condition, only used once. I'm asking \$100 for each piece. Original price for the wheeled carrier is close to \$300. The other piece is \$170 new. Both are the XL size.

Email laura.nagy3@gmail.com or call 770-366-1896.
Please leave a message if I don't answer at first.

let's
finish those
quilts!

HCQG meetings are on the FIRST Monday of each month (unless that day is a holiday then the meeting would be on the second Monday of the month)
Social Hour is at 9:30 a.m. and the meeting starts at 10:00.

Project Day is held on the THIRD Monday of each month at the church at 10:00 a.m.
Bring anything you are working on as well as a dish to share (or just bring your own lunch if that works better for you).



Are you new to the Hall County Quilters Guild?

Check out our website at HCQG.org for valuable information like how to make a name badge, our policies and procedures, how to make a quilt for Eagle Ranch and even photos of quilts that our members have made.

Hall County Quilters' Guild
2020-2021 Membership Application

Name: _____ Date: _____

Address: _____

City: _____ Zip: _____

Phone #: Home _____ Cell _____

Email: _____

Birthday: _____

Emergency Contact: Name: _____ Phone: _____

New Member: _____ Renewal: _____ Rejoining: _____

Our year runs March 1st through February. Dues are \$50.00 a year.

Please make checks payable to HCQG, or Hall County Quilt Guild.

One time payment of \$50.00 _____

Newsletters are emailed out and posted to the HCQG website www.HCQG.com. If you do not have access to a computer, you may have your newsletter mailed to you for an additional \$10.00 added to your yearly dues.

Please bring this form and your check to the next meeting, or mail it to:

Laura Nagy
4614 Montclair Circle
Gainesville, GA 30506
H 678-400-1086
C 770-366-1896
laura.nagy3@gmail.com

Contact Laura if you have any questions, or changes in information.