

CHURN DASH

Hall County Quilters Guild

May 2025



A quilt from Carol Harting

Upcoming Dates

May 5 – HollyAnne Knight – String and Story

May 6 – Dogwood Blossom Workshop
(doors open 9:00, please be setup by 9:30)

May 19 – Project Day – Charity Sew (doors open at 9:30, please be setup by 10:00)

June 2 – Annual Picnic at Eagle Ranch

June 16 – Project Day – Folded Table Topper

July 7 – Sylvia Schaefer, Modern Quilting

From Our President

We have started this year with lots of classes and workshops! Please bring any finished products for show & tell so we can celebrate with you. All of us enjoy learning new tips and tricks to get our various quilt project completed. I'm happy our program hosts have shared so much with us.

May gets us to think about graduations, weddings, and vacations. Hopefully you can incorporate some of the ideas you've learned in a recent workshop for a quilted item you are going to gift to someone special. We are all looking forward to seeing what you come up with! We sure have some creative folks in our group.

I'm looking forward to seeing all your friendly faces at the meeting.

Happy quilting!
Chris Anderson

PROGRAMS

May Program - HollyAnne Knight from String and Story- we will have a program with a Trunk Show and a workshop the following day. The workshop will be the Dogwood Blossom block - perfect for the confident beginner.

The workshop will be \$30 + \$13 for the pattern. We will be making 2 blocks
You will need the following items:

A Tri-Recs Ruler (if you don't have one HollyAnne can bring some for purchase at the workshop - Let Dean know)

A Square Ruler at least 6.5"

A straight edge cutting ruler

2 Fat Quarters

Background Fabric

Your machine, thread, cutting mat, rotary cutter and extension cords.



Coming in June - Picnic and Quilt Display at Eagle Ranch.

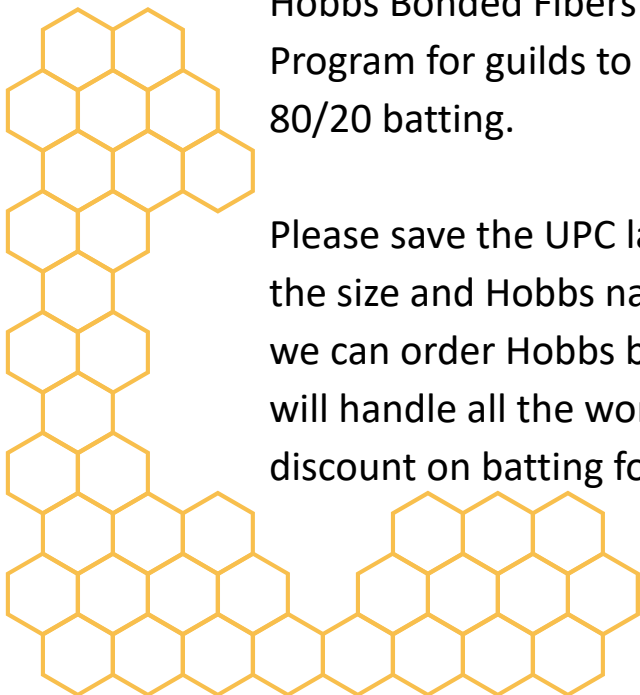
Thanks,
Dean Ray



Help Us Save Money on Eagle Ranch Quilts

Hobbs Bonded Fibers company has a Charity Batting Program for guilds to receive a discounted cost on Hobbs 80/20 batting.

Please save the UPC labels and the paper labels showing the size and Hobbs name and turn into Peggy Johnson so we can order Hobbs batting through this Program. Peggy will handle all the work from there so we can get a huge discount on batting for our charity quilts!




PROJECT DAY

In May, come in and join your fellow members and sew on a Charity project. You are also welcome to work on your own project. Kits will be available for you to choose from. Doors will open at 9:30 for you to get set up.

June - Folded Table Topper with Lisa

July - Christmas in July Christmas Tree with Mark

Thanks,
Lisa Vieira



EAGLE RANCH

Tips for sewing an Eagle Ranch kit

1. Read all directions and if you have questions, call Peggy (see the membership list on our website) All our patterns are fairly simple and lots of things are on the web/youtube instructions ie: Magic 8 HST, easy flying geese etc.
2. Maintain a scant 1/4" seam
3. Press seams openstarch helps....this helps our longarm quilters not have bulky seams that could throw off their machines.
4. Press both back side of seam and front side so as to maintain a nice flat topif you don't press front there can be a slight fold on front at the seam and this may make a pleat during quilting.
5. Return all papers and leftover fabrics when you turn in you completed kit and make sure the kit number is with it as that is how we identify it.
6. Now be patient. We only have a few volunteers to longarm so you may not see you quilted top for a few months
7. When it is done you will get it to bind. We only do a straight stitch on binding. No fancy stitches as they can leave gaps and tear loose. The kids use these quilts and wash them frequently so all our stitching needs to hold up.

The kids love their quilts and appreciate all our work in making the quilts special for them.

Thanks,
Peggy Johnson

PET BEDS

What a great group – you always have plenty for me to take to the animal shelter! Please remember to keep them no larger than 24 inches and soft and relaxed. Fleece works great but flannel or any sturdier fabric works well too. I am always appreciative of any donations of fabric. Fleece makes the nicest covers.

The shelter is always grateful to receive donations of towels, sheets and blankets. I will deliver these also.

Thanks Again.
Chris Anderson

WELCOME

New Members!


Lucy Terry Maria Silva

Contact us!!

Do you have something for the newsletter? An article, interesting fact, or photo?

Send it to us at
hcqg.newsletter@gmail.com





Here are a few of the finished blocks made at the Foundation Paper Piecing Class by Jenny Grandfield on Project Day. If you finished your block at home, please bring it in for show & tell!



APRIL birthdays!

5/1	Kathy Stephan
5/10	Jill Heppleston
5/16	Maria Silva
5/18	Becky Munteanu

DID YOU KNOW?

The Average Quilter Owns More Than 100 yards of Fabric
According to surveys, the typical quilting enthusiast has a fabric stash of over 100 yards—enough to make multiple quilts! Many quilters collect fabric faster than they can use it, leading to the term "SABLE" (Stash Accumulation Beyond Life Expectancy). Do you fall into this category?

Nimble Thimbles

Join our hand stitching bee. We meet on the 4th Thursday of each month from 1- 4:30.

Contact Jenny Grandfield or Trisha Brisbois to be added to the email list!

THREADOLOGY

This article is adapted from an email from SuperiorThreads.com. Be sure to check out their website and click on the Education tab for lots of additional information!

Tension Tips

Tension issues are common whether you are using a domestic machine or a longarm. Don't stress—most tension issues can be resolved with the helpful tips below.

Before diving into any project, we always do a quick trial run on a scrap piece of fabric. It's the only way to be sure the threads and needles are working perfectly together without stitch ripping.

Bobbin Basics

As the foundation of machine tension, the first place to review for issues is your bobbin. For best results, we recommend using Bottom Line, a 60-weight polyester thread in your bobbin. It's the perfect foundation for your sewing.

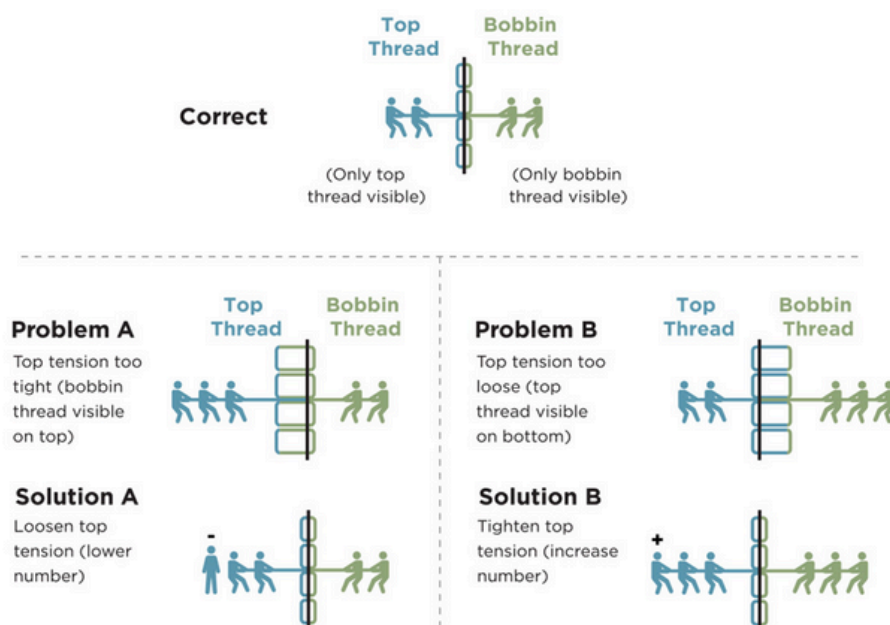
Top Tension

For best results, we recommend pairing a 50-weight thread like So Fine!, MasterPiece, or Superior PIMA on the top with 60-weight Bottom Line in your bobbin when piecing on a domestic machine.

On a longarm, you'll switch threads more often to achieve desired effects in your quilting. Don't forget to adjust your tension dial each time you change thread weights.

Tension Troubleshooting

This diagram is an illustration of even tension between the top thread and bobbin thread.



Hall County Quilt Guild Meeting Minutes
Monday, April 7, 2025 ~ Submitted by Trisha Brisbois, Secretary

Meeting called to order and guests welcomed by Chris Anderson

- Program introduced by Dean Ray
- Guest speakers with trunk show, Cindy Page and Patty Cline

Secretary/Minutes – Trisha Brisbois

- Minutes are posted in the Newsletter on the Hall County Quilt Guild Website.
- Motion to approve – Jenny Grandfield, 2nd by Dennise Kopp

Treasurer Report – Barbara Kinney

- Financial report is posted on the Guild Website.

Next Guild Meeting –

- **Monday, May 5, 2025**
- **Monday, June 2, 2025**

Committee Reports:

Newsletter Report/Website – Jenny Grandfield and Debbie Dill

- Remember to submit information/articles for the newsletter ASAP.
Information, reports, and articles need to be submitted ~~at least 2 weeks in advance~~ of newsletter publication.
- email newsletter info to newsletter@hcqg.org
- **New website password will be changed following the meeting**

Eagle Ranch Report – Peggy Johnson

- Kits were available to take home.
- Show and tell for Eagle Ranch quilts finished last month

Programs Report – Dean Ray

- May 5th – String and Story, Trunk Show and Pop-up shop
- May 6th – Dogwood Blossom, Pillow workshop with Holly Knight

Membership Report – Carol Harting and Marie Pasternak

- \$50 Dues are being collected
- Please wear your name tags! Find someone new and introduce yourself!
- 43 Members present, 1 new member

Community Service Report – Sandy Pomper

- Kits for cancer pillows, seatbelt pads and walker caddies were available to take home
- Susan Steele is helping with Lap quilts

Retreat – Bobby Martin

- Retreat is scheduled for February 10-13, 2026

Birthday Raffle – Sharon Weir

- Reminder that all members are required to bring a raffle item/s on your birthday month. Any extras are always appreciated.

Project Day Report – Lisa Vieira

- Project Day is on the 3rd Monday of the month from 10 a.m. to 2 p.m.
Bring your own lunch.
- April – Foundation Paper Piecing with Jenny Grandfield
- May – Charity Sew
- June – Table Runner with Lisa Vieira
- July – 3D Christmas Tree with Mark Vieira

Sunshine Report – Mary Payne

- Let Mary know if a card is needed for anyone.
- 2 cards mailed to members
- You can find her contact information on the website under Membership

Announcements:**Dog/Cat Beds for Humane Society – Chris Anderson**

- **Please leave pet beds outside along the wall by the doors. Chris will gather them after the meeting.**
- Loads of dog/cat beds were brought in and she had covers to take home to fill.
- Chris asked for old towels and sheets for the humane society

Quilts for Kids – Lisa Vieira

- Look for email/newsletter for details about workshops.
- Kits were available, and quilts are needed

Welcome Committee – Trisha Brisbois and Bobby Martin

- Guests welcomed and drawing for small notions/prizes

Show and Tell –

- Several fun beautiful projects were shown.

Meeting Dismissed – Chris Anderson